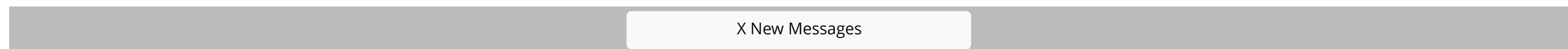

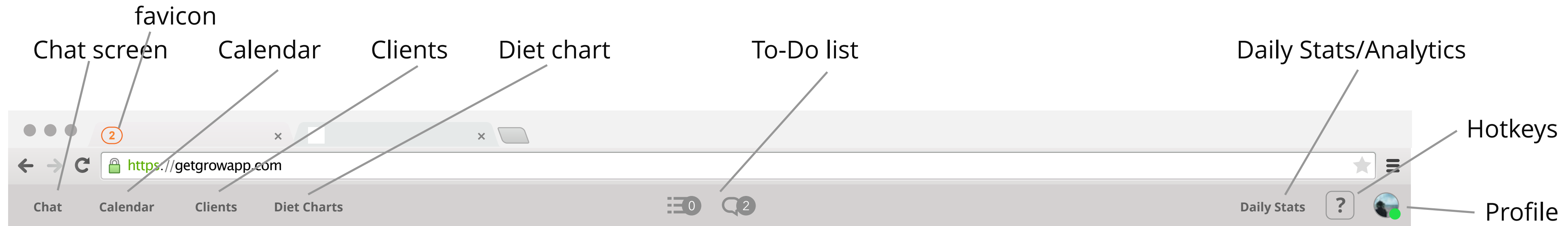
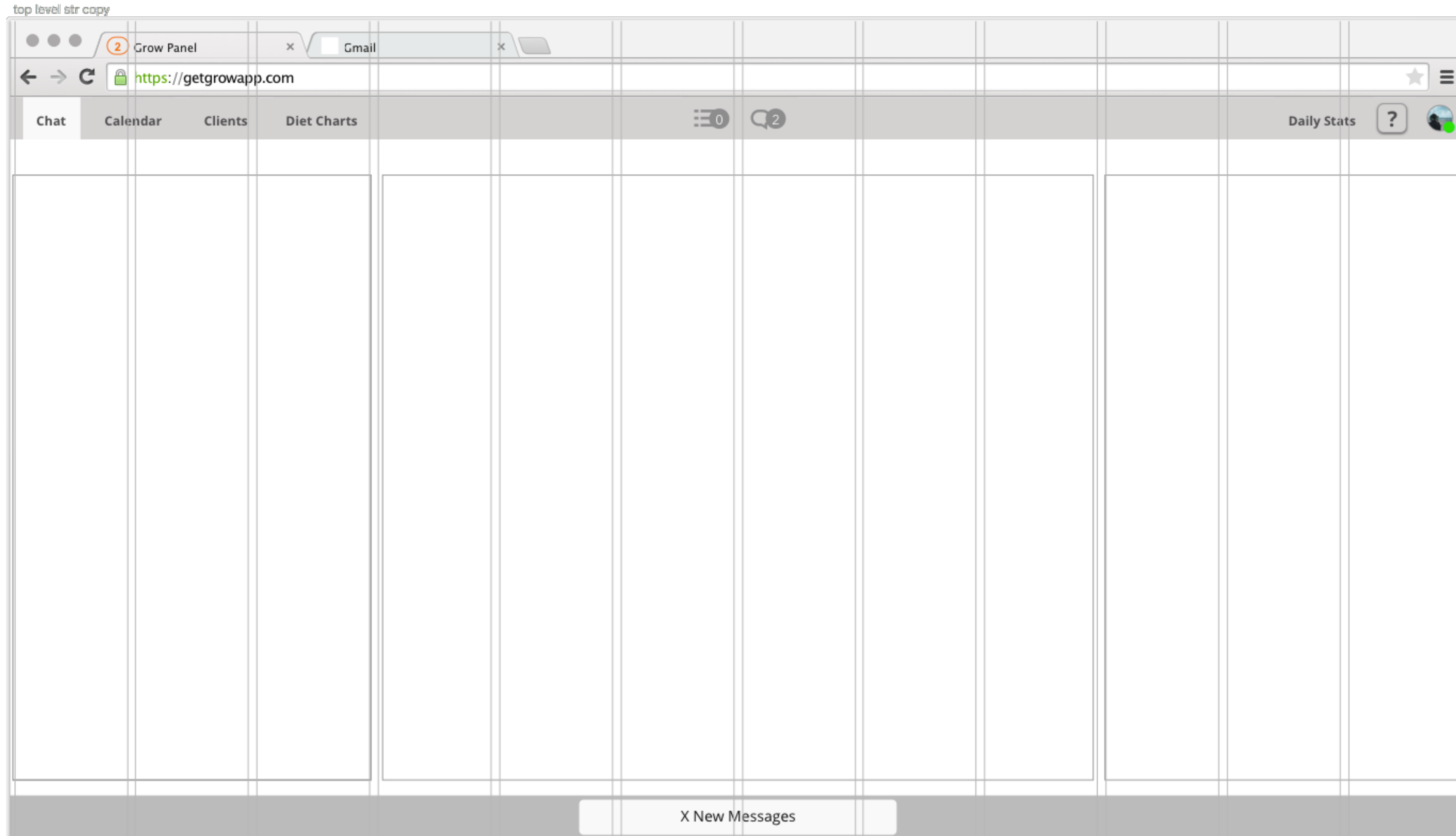


Page Top level structure



Bottom footer bar in all screens

Page Layout



Layout Settings
These settings apply to selected Pages or Artboards only.

Columns: Total Width:
Offset:
Number of Columns:
 Gutter on outside

Gutter Width:
Column Width:

Rows: Gutter Height:
Row Height is × Gutter Height
 Draw all horizontal lines

Visuals: Fill Grid
 Stroke Outline

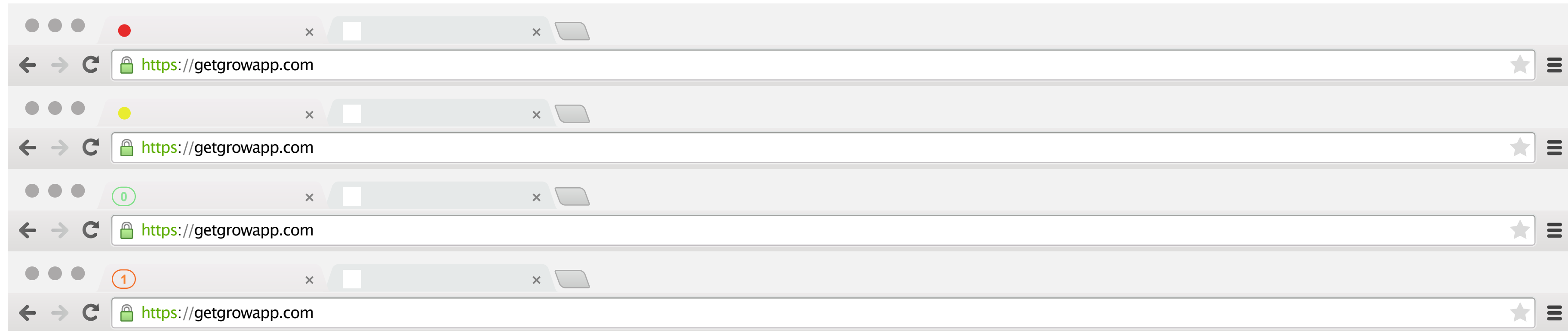
Colors:
Dark Light

Size
Width Height

Designed for minimum 1366x768 size

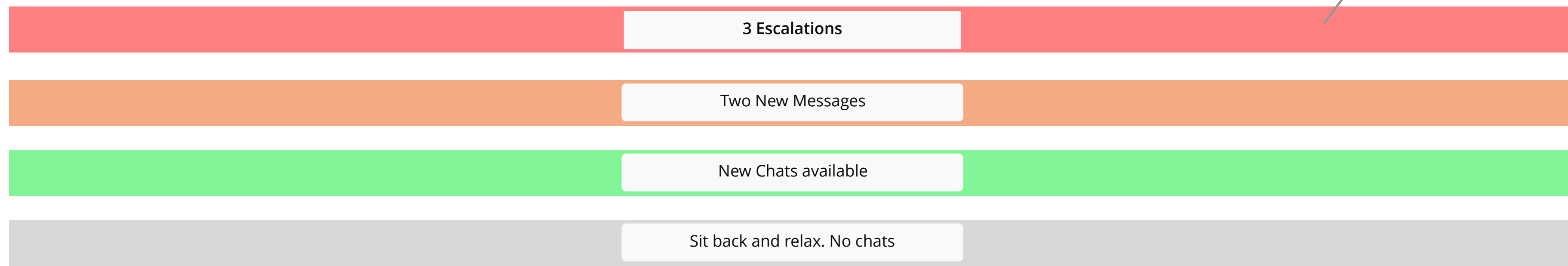
Design Elements

favicon



Bottom footer bar in all screens

(added in v4 iteration)



Task / TODO dropdown

☰ 4
💬 2

4

2

You have picked 20 chats today

Hello Sushma!

Logged in since 3 hrs 10 mins

You have 10 Paid clients

🔔 You got 2 conversions! 🔔

Today's Tasks

<input type="checkbox"/> Send Diet chat to Tanya	<input type="checkbox"/> Open Calendar
<input type="checkbox"/> Send Diet chart to Deep	<input type="checkbox"/> Open Calendar
<input type="checkbox"/> Send tip to paid clients	<input checked="" type="checkbox"/> Send Bulk Msg
<input type="checkbox"/> Follow up Prateek, Ravi	<input type="checkbox"/> Open Calendar
+Add task	

Task from Manager

Fill xyz tracker
 Write blog about "asdfa asdfad adsfadfads"

Log Out

Welcome Message from Grow

Aim : To keep Experts Engage thru Surprise, Random interesting stuff to break monotony of work

Examples:

Start of day While you were away you have received 2 payments!

High chat load expected today.. Flex those fingers

Chat load might be low today.. fastest finger first ;)

End of day 🔔 **You got 2 conversions!** 🔔

payout progress **Payout approved!** 🔔

2 experts haven't checked the payout calculation!

+Custom Messages from Manager

TODO / Task list

<input type="checkbox"/> Send tip to paid clients	<input checked="" type="checkbox"/> Send Bulk Msg
<input type="checkbox"/> Send tip to paid clients	<input type="checkbox"/> Send Bulk Msg
Hi <name>, Type health tip here	
<input type="checkbox"/> Type new task	Delete

<input checked="" type="checkbox"/> Send Diet chart to Deep	<input type="checkbox"/> Open Calendar
---	--

Note:

Tasks that can be verified by system
 -> the checkboxes can't be ticked by Expert. Only by the system

... Adding a task

Only Expert Added tasks can be deleted

Moving the completed tasks to bottom of list
 can be implemented only if number of tasks are high (say 10)

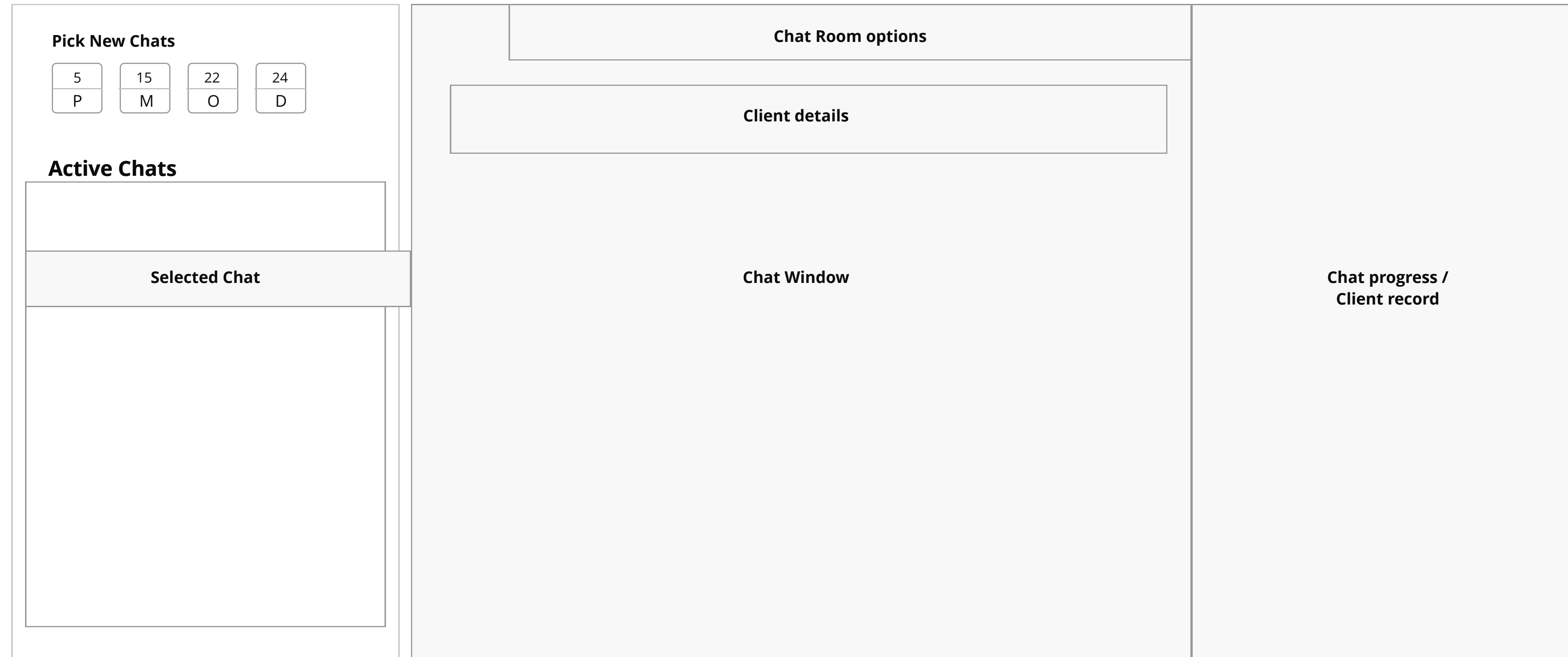
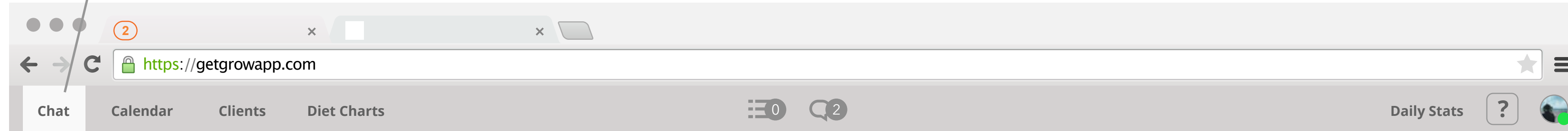
Tasks assigned to Experts

<input type="checkbox"/> Fill Food pitch tracker (2/20 done)	<input checked="" type="checkbox"/> View Details
<input type="checkbox"/> Check payout calc (18/20 done)	<input type="checkbox"/> Hide Details
Not done: Mansi, Nikisha	
+Add task	

Manager's overview of the Expert's Task completion status

Chat screen

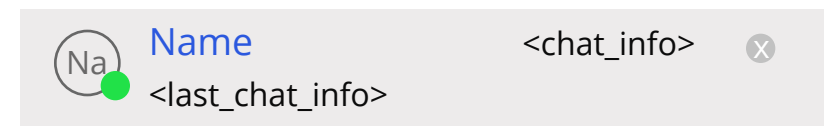
Chat screen



X New Messages

Active chat list (in chat screen)

Client Badge Template



index:

<chat_info>

Incomplete
 Pitched
 Agreed to Pay
 Free chart given
 from Nikisha
 249 Paid
 899 Paid
 1599 Paid

This is persistent till EOD

(Auto) Chat Summary

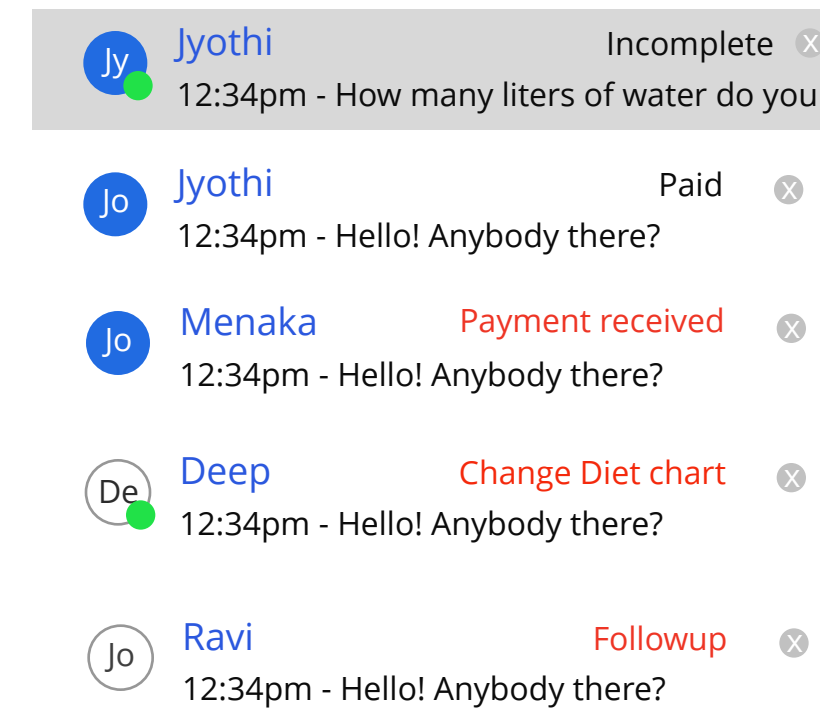
Change Diet chart This is persistent till new diet chart is given
 Followup This is persistent till min 1 day after the expert responds
 Payment Received This is persistent till min 1 day after the expert responds

<last_chat_info>

<time> <Last chat> [if spoken today]
 <x> days ago <Last chat >

- unread message from client
- all messages have been read
- + click = (to mark chat as unread)
- client is online
- client is offline
- close chat (remove from Active chat list)

Client Badge examples



Chat window

Room options

Starts minimised for every client. It maximises when client has paid (changed after v3 testing) Options are always visible

Highlight text and Click to add as Tag into Client Record

Client Details

Readily available for Experts to know details of the person they are chatting with

BMI color

A BMI below 18.5 (shown in GREY) is considered underweight.
 A BMI of 18.5 to 24.9 (green) is considered healthy.
 A BMI of 25 to 29.9 (yellow) is considered overweight.
 A BMI of 30 or higher (red) is considered obese."

Age

red if age <18 years

Values

allergy	medical condition	Diet Prefer
gluten	Hypothyroid	Veg
eggs	Hyperthyroid	Nonveg
nuts	Hypertension	Egg
milk	Cholesterol	Jain
seafood	PCOD	
others	Diabetes	
	Pregnancy	
	Nursing/Lactating	
	Skin/Hair concern	

Less frequently needed details

Less >	App version	DOJ
	Android 6.5	12 Apr 2016

Editing the details

Male	BMI	Ht	Wt	IBW	Medical	Allergy	Diet	<More
15 yr	30	5' 4"	65.8 Kg	56 Kg	NONE	NONE	Veg	Save

Chat Progress

The hotkeys triggered into chat window by clicking on the drop down options are set in Hotkeys screen

Engage with client ▾	Pitch plan ▾
Ask Water	Fit - plans
Ask Exercise	Fit - 899, 1599 plans
	Fit + Skin - 1999 plan

This opens Modal to select from list of diet charts

Client Wants free plan

Select chart to send

Client Agreed to Pay

Client Wants free plan

Client Agreed to Pay

Payment Status:

Waiting to Receive

Client Wants free plan

Client Agreed to Pay

Payment Status:

Received

add to community ▾

Create client Record

Client Wants free plan

Client Agreed to Pay

Payment Status:

Waiting since <2,3> days

Client Wants free plan

Client Agreed to Pay

Payment Status:

! Waited for 3 days!

Select chart to send

Chat Progress

Introduce myself

Engage with client ▾

Pitch plan ▾

Client Wants free plan

Client Agreed to Pay

(Automatic) Chat Summary
paid

Expert's analysis
<please add your analysis>

Auto Generated Chat summary:

This is generated based on the 'Chat Progress'.
A way to summarise chats, for display in Clients and Calendar screen

Values:

[default] **Incomplete**
 [default->Autobot] **Auto Diet chart given**
 [Expert marked] (Plans) **Pitched**
 [Expert marked] **Agreed to pay**
 (chat complete) - **free chart given**
 (chat complete) - **paid <899> (week <1 of 4>)**
 (chat complete) - **renew <899> (week <1 of 4>)**

ChatMonitorBot -> 2 things

- [1] **append] + no reply** (after 3 days)
-> so that expert can see it from Client screen and take action
- [2] **mark as] no reply, free chart given** (after 3 days)
-> it has taken the action [This is the preferred design]

Expert's analysis:

Expert added Analysis that gives insights about the client
Can be used for followup Marketing, Data mining.

Examples:

client came for free plan and tips
client is nutrition-aware. Unsure of Grow. Wanted free chart to test.
client had doubt about how it works
Client wanted free plan. They might convert after a week.
Need to followup!
Into Fitness - won't pay - might buy products
mother of 9 month baby. Wants to lose 10 kgs?
underage client?

Client Record

Template

Autogenerated based on 'Diet Plan Rules' Set by Mgr.

As and when Diet charts are sent by expert, the progress bar fills up

Client Record

5 Aug **J** Client joined View Chat Progress

P Payment made - Rs.899

7 Aug **1/4** Chart: Detox 1500 NV

14 Aug **2/4** Chart: Mediterranean 1500 NV

21 Aug **3/4** Chart: Fat Burning 1400 NV

28 Aug **4/4** Chart: Muscle Building 1600 NV

R Ask client for Renewal

Tags
+Tag

Notes
+Notes

[^ View Client's uploads](#)

[^ View Data Log](#)

Diet chart progress

Easy to get overview of diet chart and Weight loss

Pushing out of the dates can be done by expert from Calendar screen

Client Record

5 Aug **J** Client joined View Chat Progress

P Payment made - Rs.899

7 Aug **1/4** Chart: Detox 1500 NV Lost 0.7 Kg

14 Aug **2/4** Chart: Mediterranean 1500 NV +0.2Kg

25 Aug **3/4** Chart: Fat Burning 1400 NV

31 Aug **4/4** Chart: Muscle Building 1600 NV

R Ask client for Renewal

Tags
Prefers Brinjal
Allergy: flax seeds, nuts
+Tag

Notes
+Notes

[^ View Client's uploads](#)

[^ View Data Log](#)

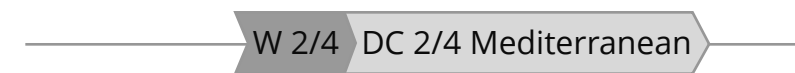
Calendar screen

Diet chart progress



for free plan

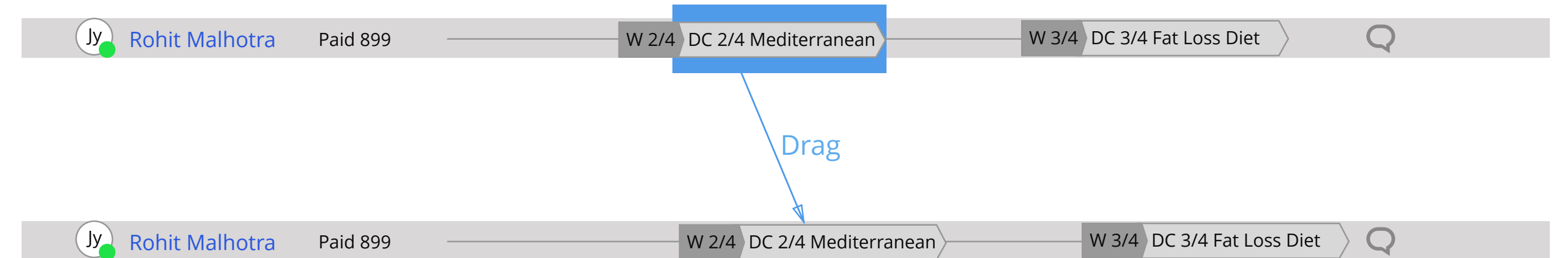
for (4 week) paid plan



Clicking on the client, shows name of diet chart to be sent as per Mgr's 'Diet strategies'

On hovering, 'Create diet chart' option is shown.
Clicking this take to diet chart creation screen

It is draggable to allow postponing of dates.
The rest of the week's get pushed out



Can be dragged horizontally | Snaps to Edge of a date